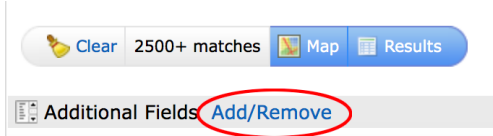


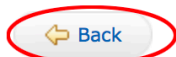
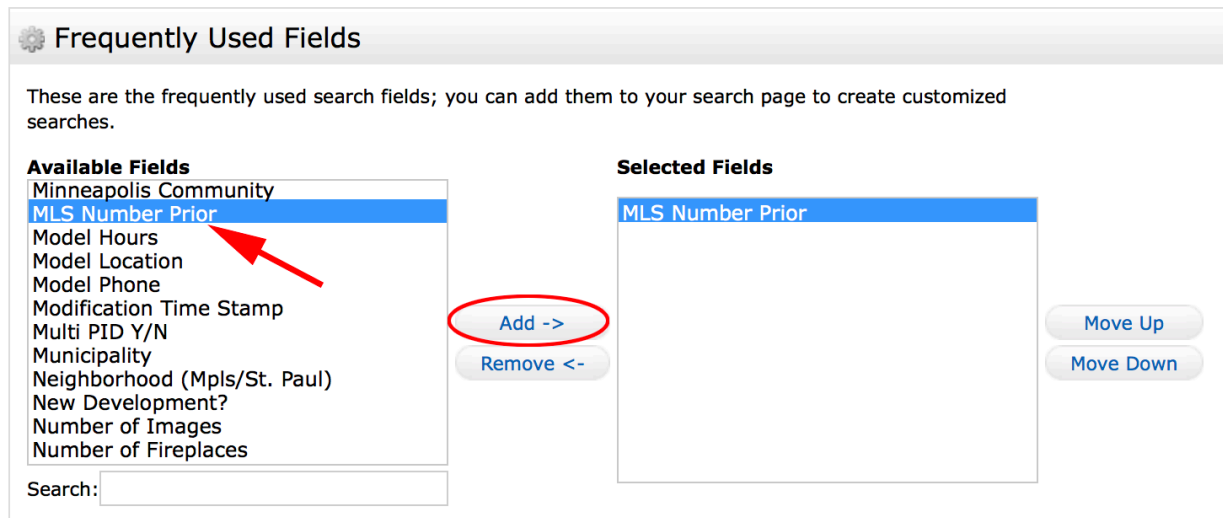
How to Search SEMR MLS Numbers from FlexMLS in NorthstarMLS

Matrix System

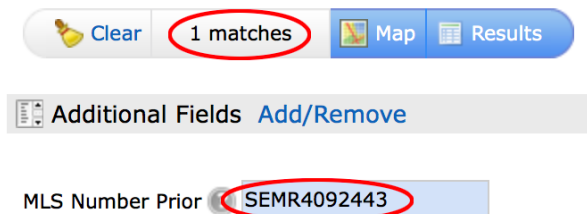
From any search screen in Matrix, click the Additional Fields “Add/Remove” link below the button bar.



Under the Available Fields column, click to select the “MLS Number Prior” field. Double click it or click the “Add” button to added it to the Selected Fields column on the right. Click the “Back” button.



This will return you to the search screen with the “MLS Number Prior” field at the bottom of the screen. In this field, enter the FlexMLS MLS number you want to find, preceded by SEMR. For example:



Then hit the Enter key or click the “Results” button to view your listing.

Add/Edit System

In the Search box on the main Add/Edit screen, simply enter the FlexMLS MLS ID number. You do **not** need to enter SEMR before the number.

HOME TRAINING TEAMS MATRIX

SINGLE FAMILY (17) MULTI-FAMILY (0) LOTS & LAND (1) COMMERCIAL (1)

4092443|

MLID

4092443 - Single Family - 20591 Enfield Ave N

5033873 - Single Family - 706 4th Ave NW - SEMR4092443