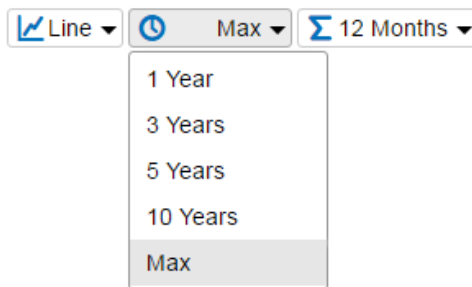


Tip of the Week -- Using Max in Infosparks

Meet Max. Max goes back a loooong way. Like as far back as there is reliable data. [Infosparks](#) defaults to a 3-year historical view of the market, because most answers can be obtained by looking at fairly current data.

But if you want to see a longer trend line, than select Max (as seen in the screen shot below).

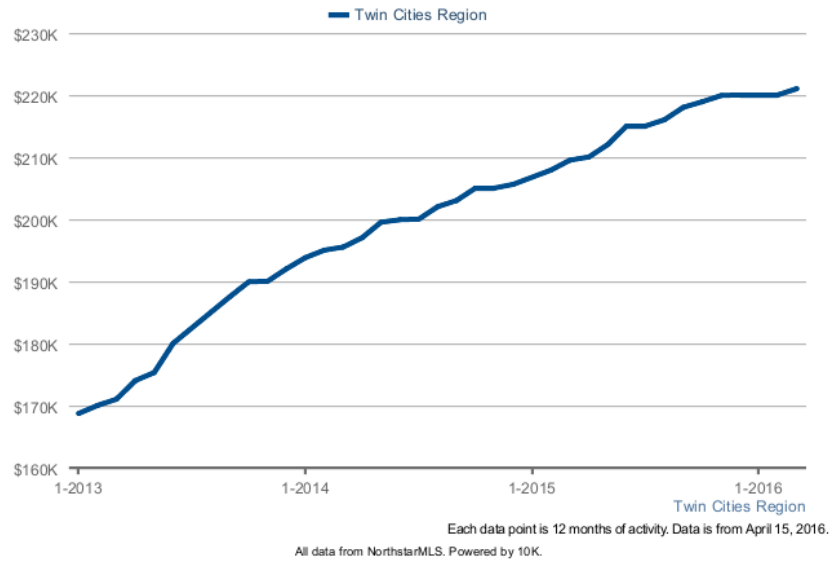


Here are two examples using [Homes for Sale](#) and [Median Sales Price](#) in the Twin Cities. In each case, the trend line for a three-year view only scratches the surface of what Max can offer. [Utilize Max](#) to set buyer and seller expectations.



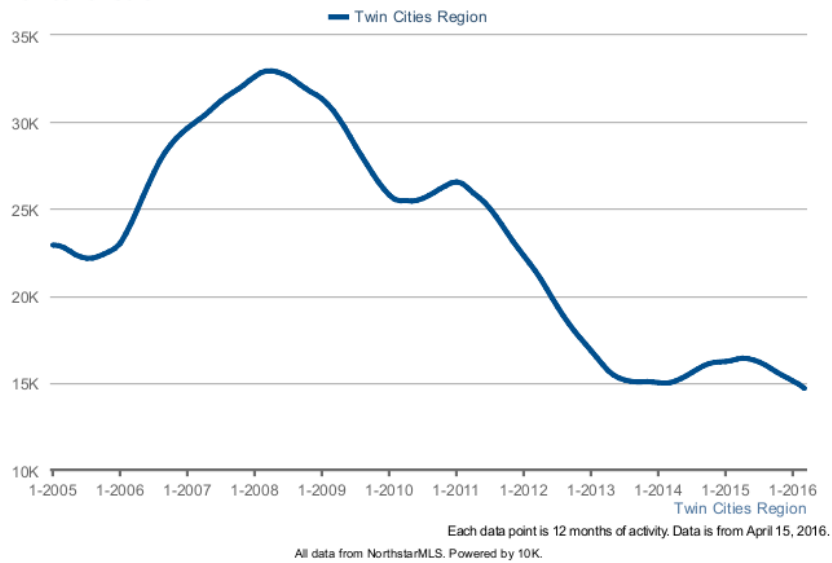
Homes for Sale in Twin Cities Region last 3 Years

Median Sales Price



Median Sales Price in Twin Cities Region last 3 Years

Homes for Sale



Max Homes for Sale in Twin Cities Region